

User manual  
SKIN XTC™ ix pen





SKIN XTC™  
iX pen





6 Speed control & digital LED display

Power on/off function & speed level adjustment

Quality metal case pen

SKIN XTC™ ix pen

Handle & pin  
Cartridge points

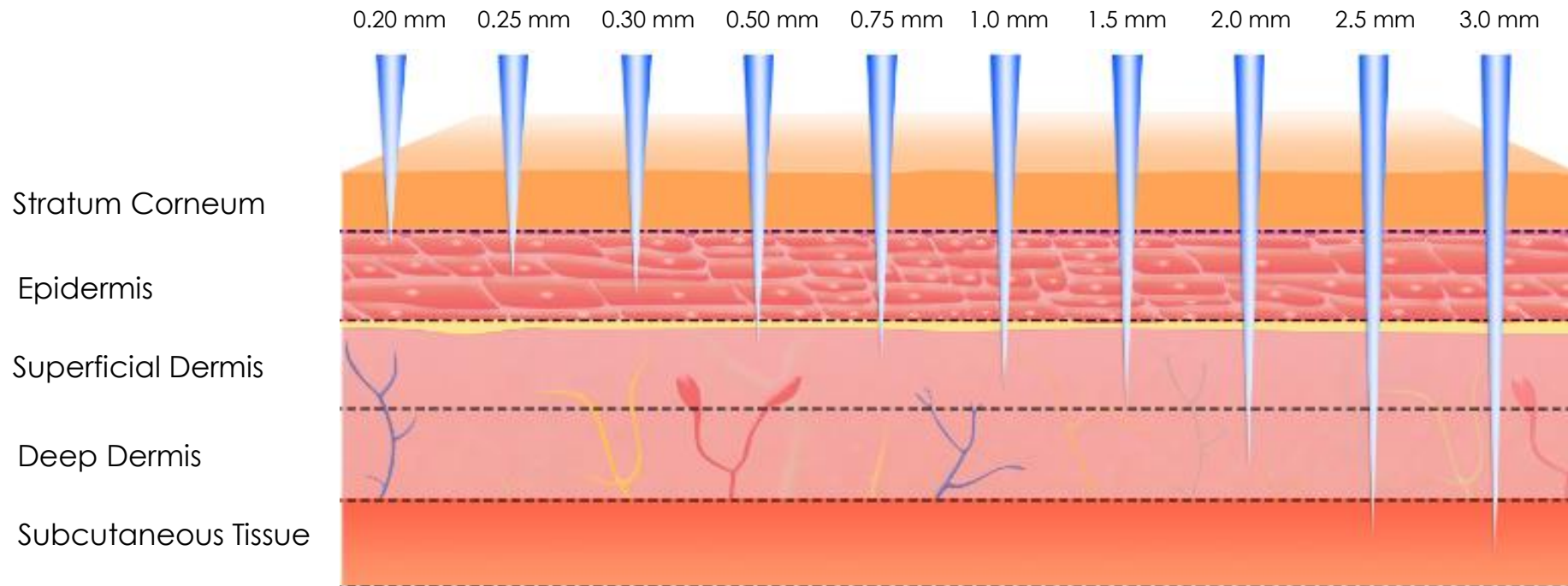
Anti-slip design 0-2.5mm

New upgraded 3 slot  
design connector

12 pins, 18 pins, 24 pins,  
36 pins, 42 pins,  
Nano-S, Nano-R

Protection cap

# SKIN XTC™ ix pen microneedle system





12 pins



18 pins



24 pins



36 pins



36 pins



42 pins



Nano-R



Nano-S

*SKIN XTC™ ix pen*  
Microneedle Therapy Skincare Treatment

Skincare Treatment	Home Use						Aesthetician 1.0 mm / Doctor 1.5 - 2.5 mm				
	Nano	0.2 mm	0.25 mm	0.3 mm	0.5 mm	0.75 mm	1.0 mm	1.5 mm	2.0 mm	2.5 mm	3.0 mm
Cell regeneration	√	√	√	√							
Improve skin tone	√	√	√	√	√	√					
Reduce fine wrinkles				√	√	√					
Lighten spots				√	√	√					
Remove acne pits					√	√	√	√	√	√	√
Shrink skin pores				√	√	√					
Remove stretch marks							√	√			
Hair growth	√	√	√	√							
Beard growth	√	√	√	√							
Remove eye wrinkles	√	√	√	√							
Eliminate dark circles	√	√	√	√							
Eliminate eye bags	√	√	√	√							
Reduce pigmentation	√	√	√	√							
Facial care				√	√	√					
Whitening & moisturising				√	√	√					
Tighten skin elasticity				√	√	√					
Deeper wrinkles							√	√	√	√	√
Cellulite							√	√	√	√	√
Weight loss							√	√	√	√	√
Tattoo removal							√	√	√	√	√
Remove scars							√	√	√	√	√



Power Interface

Speed Display Screen

Power / Speen Button

Scale Point

Scale Adjustment Ring

Pin Cartridge

## *SKIN XTC ix pen: What you need to know*

- *The device consists of an electric micro needling pen and disposable pin cartridges. This manual will explain how to use each component in detail*
- *The device is used to improve the appearance of the skin and reduce signs of aging. It is intended to stimulate the skin and reduce the signs of aging, improve the signs of aging, stimulate the skin with micro needles for collagen and elastic production*
  - *The micro channels created in the superficial skin by the device also assist with absorption of skin serums*
- *There are 7 different types of pin cartridges designed for the device and these cartridges be used for micro needling and nano needling treatment*



### *Introduction for wireless mode:*

- *This device is powered by a built-in battery and can operate wirelessly. The power cable and the adaptor are used to charge the device when it is out of battery*

### *How to charge the battery:*

- *Connect the device to the adaptor with the power cable and plug the adaptor into a live AC outlet to charge the device. Charging will be complete within 2 hours*

### *Charging status:*

- *The number of speed flashes slowly when the battery capacity is at 10% remaining*
- *The pen will turn off automatically after 1 minute while the number of speed flashes quickly*

### *SKIN XTC ix pen: Frequency of use*

- *Nano chips and 0.2 - 0.3 mm cartridges can be used daily.*
- *Treatments above 0.3 mm cartridges can be used every 10 days*



*Please charge the battery  
when the pen is showing*



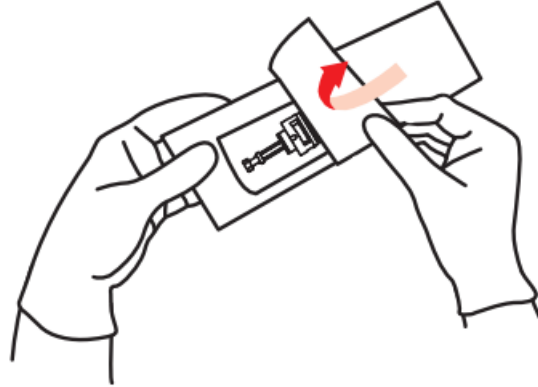
*The pen will show spinning  
when in charge mode*



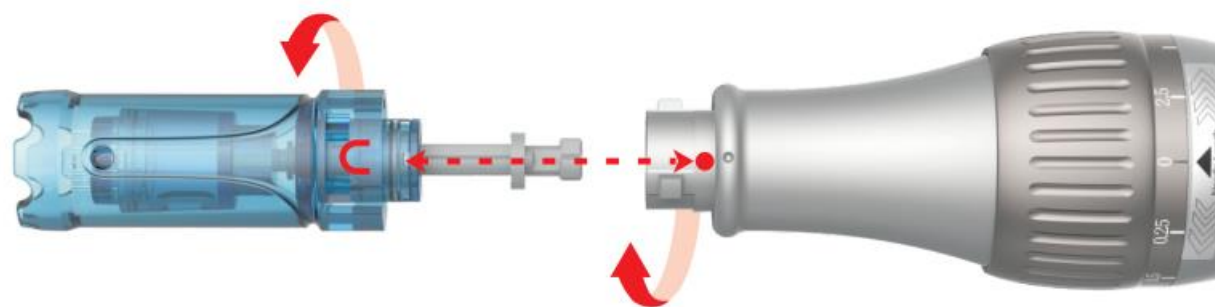
*The pen will showing full  
when charging is complete*



1. Take out the pin cartridge from the sterilized packaging (Fig 1)



2. Find the 'U' shape notch on the cartridge, align the notch with the dot on the bottom of the device and slightly push the cartridge into the device (Fig 2)



3. Lock the pin cartridge to the device by turning it clockwise
4. Turn the pin cartridge counter clockwise and pull it out when you would like to remove the cartridge
5. Start the device only when the pin cartridge is assembled correctly? Press and hold the power button for 3 seconds to turn on/off the device
6. During treatment create a visual mind square for the area treated, use vertical, horizontal and diagonal lines. You can also use circular motions.
7. Only use Nano chips for treatments directly on the lips.
8. Use Hyaluronic acid serum for slip

*Before assembling or disassembling the needle cartridge ensure the U-shaped point of the pin cartridge is aligned with the point of the handpiece*

*The needle cartridge is designed for single use:*

*Place used cartridge pins in a trash container. If the needle cartridge is inadvertently contaminated during installation ie dropped on the floor with packaged opened/damaged, the pins may be contaminated, please disregard and get a new cartridge.*

## Adjustment of pin length

Use suitable pin size according to different treatment areas and skin problems

Adjust the length of the pin by turning the scale adjustment ring. The depth of the pin should be adjusted after starting the pen.

Adjust the depth of the pin by turning the scale adjustment ring. The depth of the pin should be adjusted after starting the pen. The scale number aligning with the scale shows the current needle path.



**Clockwise**

The depth will be shorter

**Anti-clockwise**

The depth will be longer

## *Speed display and adjustment*

*Speed display*

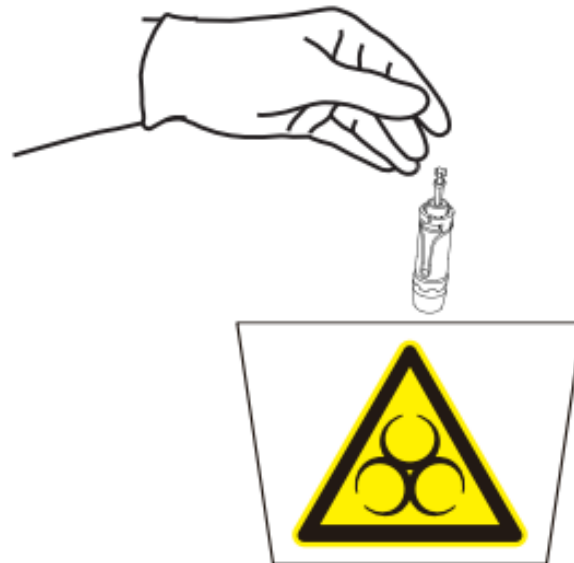


### *6 Speed Adjustment*

*Press and hold the power button for 3 seconds to start or shut down the device. After starting the device, the speed changes once every time the power button is pressed.*

## Attention

- *The pin cartridge is designed for SKIN XTC ix pen only*
- *Please sterilize the needle cartridge with 75% alcohol for a few minutes before use*
- *The pin cartridge is disposable after the first treatment*
- *Please dispose the used needle cartridge to the trash container*



## Reference Chart

<i>REGION</i>	<i>PIN DEPTH (MM)</i>
<i>Forehead</i>	<i>0.25 - 0.5</i>
<i>Between the eyebrows</i>	<i>0.25 - 0.5</i>
<i>Nose</i>	<i>0.25</i>
<i>Around the orbital rim</i>	<i>0.25</i>
<i>Cheek and chin</i>	<i>0.5 - 1.0</i>
<i>Surgical and scar</i>	<i>0.5</i>



## Specification

Brand: SKIN XTC™

Model: ix pen

Product: Auto-stamp Motorized Meso-therapy Micro Needling

Adaptor:

- Input 100-240V 50-60
- Output 5V – 1A

Package Weight: 400 grams

Package size: 169\*123\*56mm

ITEM	QUANTITY
Hand Piece	1 pc
Adaptor	1 pc
Manual	1 pc
Power cable	1 pc
Pin Cartridge	2 pcs x 18 pins
Pen Sleeve	1 pc

## Do Not:

Do not use SKIN XTC ix pen for treatment if you have:

- Acne (do not)
- Acne breakout (do not)
- Pustules due to Rosacea (do not)
- Herpes ie, cold sore on lip (do not)
- Botox or fillers within 2 weeks (do not)

Do not,

- Microneedle with 1.0 mm -2.5 mm cartridge at home setting (do not)
- Microneedle with 1.5 – 2.5 mm cartridge setting by an Aesthetician (do not)
- Microneedle with cartridge setting of 0.3 mm – 0.75 mm less than every 10 days (do not)
- Microneedle with cartridge setting of 1.0 mm – 2.5 mm less than every 4-6 weeks (do not)
- Microneedle if your skin has not completely healed (do not)
- Microneedle if your skin has not completely healed after 10 days using a 0.75 mm (do not)  
Then wait 4-6 weeks for next treatment

## General Precautions

- Always use medical surgical gloves on both hands
- Do not touch any object except for SKIN XTC ix pen with one hand only and Hyaluronic acid serum brush with the other hand
- Nano to 0.75 mm can be used in an 'at home' setting
- 1.0 mm cartridge treatment is strictly performed by a licenced Aesthetician
- 1.5 mm - 2.5mm cartridge treatment is strictly performed by a licenced medical doctor
- Nano chip, 0.2 mm, 0.25 mm, 0.3 mm cartridges is suitable for 'at home' daily treatment
- 0.5 mm and 0.75 mm cartridges is suitable for 'at home' treatment every 10 days.
- If your skin has not completely healed after 10 days following the use of 0.75 mm cartridge, please allow 4 weeks before your next 0.75 mm treatment
- Allow 24 hours after treatment before applying make-up
- Do not apply Vitamin C within 7 days of your micro needling treatment
- You must ensure spots are not melanoma and are first examined by your Medical Doctor before commencing treatments.

## Warranty

The warranty period of the device is 12 months. We offer repair service from the purchase date. If any of our products has damages or natural trouble, we provide replacements or repair service. The use of third-party cartridges can cause damage to the device. This could invalidate the warranty.

## Contact Details

SKIN XTC LTD  
71-75 Shelton St  
London  
WC2H 9JQ  
UK

Email: [info@skinxtc.com](mailto:info@skinxtc.com)  
Web: [www.skinxtc.com](http://www.skinxtc.com)  
WhatsApp +44 77097 66556  
Messenger App: Robby de Graf  
Website Chat box: Tidio